




DECEMBER 11, 2023


BELL RINGER: ELEMENTS OF ART – COLOR

1. **Color:** An element of art made up of three properties: hue, value, and intensity.

- **Hue:** another name for color
- **Value:** hue's lightness and darkness
(color value changes when white or black is added)
- **Intensity:** quality of brightness
(high intensity= color is strong and bright; low intensity= color is faint and dull)



THERE WILL BE
A FINAL IN ART



Create Your Own

WINTER VILLAGE

ART EMPHASIS: **SHAPES**, **LINES**, **PERSPECTIVE**

Food for thought: how did you draw houses when you were younger?



WINTER VILLAGE



Start with a bumpy(ish) line towards the bottom of the page for the soft snow.

Draw 5-6 buildings and houses in your village.

Create your own or use the Winter Village Drawing Guide to help

Add DETAILS!! No boring buildings or empty skies.

SHINGLES ON THE ROOF

DECORATIONS IN THE WINDOWS

BRICKS ON THE WALLS

SNOW IN THE SKY

TREES IN BETWEEN




PAPER ROLL PAINTED TREES


ART EMPHASIS:

shapes, color, contrast

What shapes do you see in our example tree?



PAPER ROLL TREES



Dip paper roll (circle!)
in the bright colored
paint at your table and
stamp on paper.



Rotate tables and
repeat with all
colors to fill in your
(triangle!) tree shape.



At your last table,
paint your
(rectangle!) tree
trunk at the bottom
of your tree.

DECEMBER 12, 2023

BELL RINGER: ELEMENTS OF ART - COLOR



PRIMARY

COLORS THAT CAN NOT BE MADE BY MIXING OTHER COLORS

RED	YELLOW	BLUE
-----	--------	------



ANALOGOUS

COLORS THAT ARE NEIGHBORS ON THE COLOR WHEEL



SECONDARY

COLORS THAT ARE MADE BY MIXING 2 PRIMARY COLORS

PURPLE	GREEN	ORANGE
--------	-------	--------

COMPLEMENTARY

COLORS OPPOSITE OF EACH OTHER ON THE COLOR WHEEL

GREEN	○	RED
YELLOW	○	PURPLE
BLUE	○	ORANGE




COOL

COLORS OF BLUE, GREEN AND VIOLET




WARM

COLORS OF RED, ORANGE AND YELLOW



Build Your Own
**CARDBOARD
GINGERBREAD
HOUSE**

**ART EMPHASIS:
FORM, SHAPE**



Build Your Own

CARDBOARD GINGERBREAD HOUSE



Draw and cut out your walls and roof (6 total pieces)



Sketch windows, doors & other design elements




Cut out windows & doors, add white decorations on all panels and roof.



Add tissue paper behind the windows and doors.

Use white or yellow tissue paper.



Glue all sides together with Mrs. Hubbard & hot glue gun.

DECEMBER 13, 2023

BELL RINGER: ELEMENTS OF ART – TEXTURE

Texture: An element of art that refers to the way things feel, or look as if they might feel if touched.


Implied Texture:

Implied texture, also known as visual texture, is only SEEN, not felt, by the viewer.

Artists use color, shape, light, shadow, and other 2D techniques to make something appear to have texture.

Actual Texture:

Actual texture in art is real. If a viewer is allowed to touch a piece of artwork, it would feel how it looks: rough, bumpy, slimy, etc.




DECEMBER 14, 2023

BELL RINGER: ELEMENTS OF ART - TEXTURE

Draw 4 different types of texture on your paper.

Are those textures IMPLIED or ACTUAL?



Why?



THE FINAL WILL INCLUDE:

- Detailed information about 4 of the 7 elements of art (line, shape, color, texture)
 - Other topics we have covered so far: perspective, alebrijes, Frida Kahlo, Kandinsky's "The Dot," Huichol yarn paintings, etc.

There will also be one essay-style question where you talk about a project you enjoyed this semester and include information about the materials used, the steps to create it, what you created, and why you liked it.



TO STUDY:

Take pictures of the bellringer slides and your bellringer pages

Canva Slides from our lessons will be posted on my website that you can use

Brainstorm a project you enjoyed and write down the steps to make sure you remember/have a good understanding of the project before the final.

